

# SURE TO GROW

The Future of Plant Growth Media

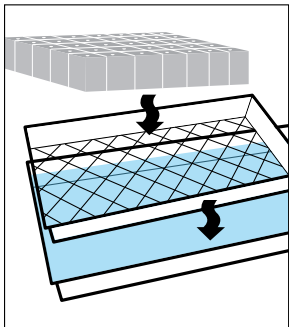
## 1.5" CUBES

Manufactured by Sure to Grow® / A division of 6062 Holdings, LLC  
 23230 Chagrin Boulevard, Beachwood, Ohio 44122  
 216.360.8116


Soilless Growing Media, Ingredients: PET fiber

98 Grow Cubes (STG C2)

Dimension of Cube - 1.5"L x 1.5"W x 1.5"D




Completely saturate the Sure to Grow® media. This is best accomplished by placing the cubes in free-draining nursery trays with a webbed or slotted bottom.

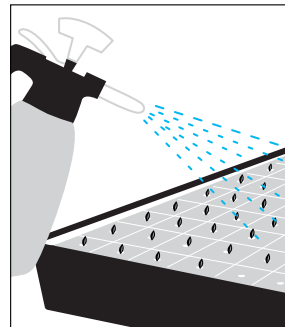


**Start from Seeds**  
 Place the desired number of seeds in the dibble hole on top of the cubes. Larger seeds can be pressed down into the crosscut "X" in the center of the dibble hole.

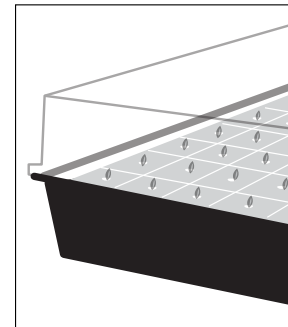
OR



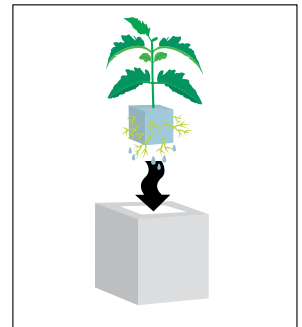
**Start from Cuttings**  
 Insert cutting to the desired depth into the cross-cut "X" in the center of the dibble hole.



Mist the seeds lightly and cover with a humidity dome or another tray.



Cover with a humidity dome; mist 1-2 times a day. When leaves emerge remove the dome and expose seedlings to full light.



Insert the STG Grow Cube® with seedling into the opening on top of the STG Grow Block® or transplant directly into growing system.

**Recommended Crops:** Cucumbers, Tomatoes, Sweet Peppers, Flowers, Herbs, Baby Greens, Lettuce, Ornamentals, Vegetable Transplants, Greenroof Plants, Rooted Cuttings

For more detailed instructions see **Best Practices for Growing with Sure to Grow®** on the back of this page or go to [www.suretogrow.com](http://www.suretogrow.com)

Made in U.S.A.

# BEST PRACTICES FOR GROWING WITH SURE TO GROW®

Sure to Grow® is a unique media that will give you superior results if you follow our simple instructions:

## Which Sure to Grow® product should I use?

Crops	Cubes	Blocks	Slabs	Pads	Rolls	Loose Fill
Cucumbers, Tomatoes, Peppers	✓	✓	✓			✓
Flowers - Cut	✓	✓	✓			✓
Herbs, Baby Greens - Cut	✓	✓	✓			✓
Herbs - Live	✓					✓
Lettuces - Single Head	✓					✓
Microgreens, Sprouts, Wheatgrass				✓	✓	
Ornamentals	✓	✓	✓			✓
Vegetable, Flower Transplants	✓	✓				✓
Other - Rooted Cuttings	✓	✓	✓			✓

## Propagating seeds and cuttings with Sure to Grow®

- Completely saturate the Sure to Grow® media.
- Place in free-draining plant trays on a level surface to prevent nutrient run-off and migration; avoid pooling of water at the root zone.
- Deposit seeds into the pre-punched dibble holes; larger seeds and cuttings can be inserted into the cross-cut "x" in the center of the dibble hole.
- After seeding, water the seeds or cuttings gently from the top to establish good contact with the media.
- Cover with a humidity dome or another tray until the seed coat has cracked and the radicle has emerged.
- Keep the media evenly moist during germination. Top watering or flood and drain are the most effective irrigation methods during the germination stage.
- Upon germination, remove the dome and expose seedlings to full light.
- When adjacent seedling leaves are touching, transplant to your growing system. Be sure to completely saturate the roots and cubes at the time of transplanting.

## Irrigation

- Once true leaves have emerged it is essential that a complete water-soluble nutrient formulated for the crop be supplied to the plants.
- Compared to other media, STG® will generally require more frequent but shorter irrigation intervals.
- Once plants are placed in the growing system, the irrigation interval must allow the media to stay evenly moist throughout.
- In flood and drain systems, set the flood level to 1/4" to 1/2" below the top surface of the media.
- Should the media dry out, the media needs to be completely rehydrated by flooding and draining or thoroughly watering from the top.

## Crop Production

- Vine crops and taller plants may require support in the form of staking or trellising sooner than with other types of media.
- Cover the surface of deeper containers (Bato buckets, Dutch Pots), with a solid cover to block light, preserve moisture and prevent algae growth.

## Specific Hydroponic System Instructions

In addition to these Best Practices, please consult our supplemental instructions at [www.suretogrow.com](http://www.suretogrow.com) for growers using specific hydroponic systems including NFT, Ebb & Flow, Drip, Float, Wick and Aeroponic systems and for growing from cuttings.